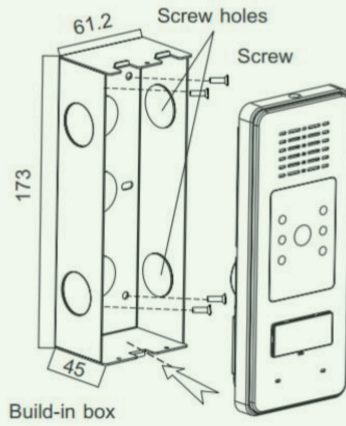
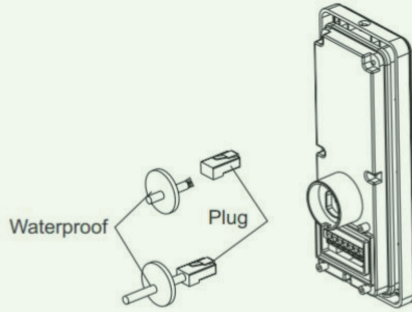


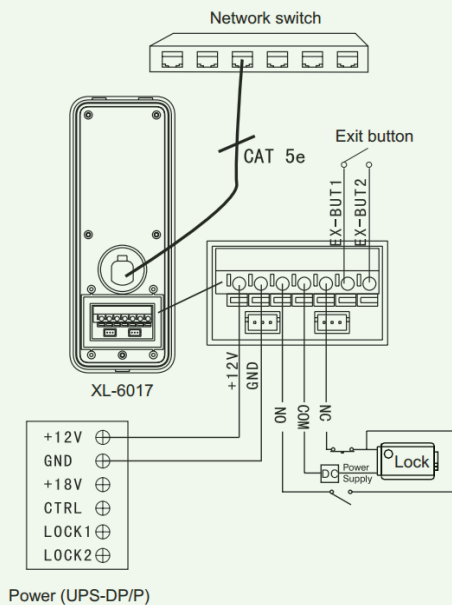


QUICK INSTALLATION GUIDE

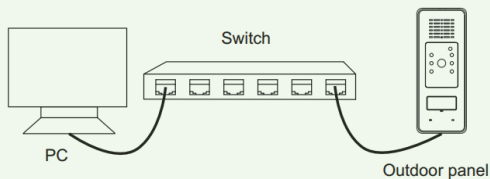
1.INSTALL WATERPROOF AND DOOR PHONE



2. CONNECT TO INTERNET AND POWER



3. BASIC SETTING



Make sure the PC and Door Phone are in the same network, segment, through and web browser to access the phone with it's default ip: 192.168.1.100, config the account and dtmf code to make a call and open the door.